

ANNA INFRASTRUCTURES LIMITED

CIN: L65910UP1993PLC070612

R/o: Shop No. 1 & 3, E-14/6 First Floor, Shanta Tower, Sanjay Place, Agra-282002
Email ID: annainfra@gmail.com, Website: www.annainfrastructures.com, Telephone: 0562-2526650

Date: 12.11.2021

To,
The Manager,
Department of Corporate Relationship
The Bombay Stock Exchange Limited
25 P.J. Tower, Dalal Street,
Mumbai- 400001

Ref: Scrip ID- ANNAINFRA, Scrip CODE- 530799, ISIN- INE336D01014

Sub: Outcome of Board Meeting Held on 12th November, 2021

Dear Sir/Madam,

Further to our letter dated 2nd November, 2020 and pursuant to Regulation 33 of the Securities and Exchange Board of India (Listing Obligation and Disclosure Requirements) Regulation, 2015, Board of Directors at its meeting held on today i.e. 12th Day of November, 2021 scheduled from 2.00 P.M and concluded at 2.30 P.M has approved the Un-Audited Financial Results for the quarter ended 30th September, 2021.


Kindly find enclosed following documents.

- Un-audited Financial Results (Standalone) for the quarter ended 30th September, 2021,
- Limited Review Report for the quarter ended 30th September, 2021.

The above information is for your information and record.

Yours Faithfully,

FORANNA INFRASTRUCTURES LIMITED



Ashok Kumar Mittal
(Chairman)

ANNA INFRASTRUCTURES LIMITED

Security code : 530799

Regd. Office: SHOP NO. 1 & 3, E-14/6, FIRST FLOOR, SHANTA TOWER, SANJAY PLACE, AGRA - 282002.

UNAUDITED FINANCIAL RESULTS FOR THE QUARTER ENDED 30TH SEPTEMBER, 2021

Rs in Lacs

Statement of Standalone Unaudited Results for the quarter ended 30/09/2021.

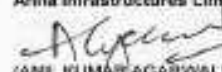
Particulars	3 months ended (30/09/2021)	Preceding 3 months ended (30/06/2021)	Corresponding 3 months ended in the previous year (30/09/2020)	Year to Date of Current Accounting Period ended (30/09/2021)	Year to Date of Previous Accounting Period ended (30/09/2020)	Previous Accounting Year ended (31/03/2021)
(Refer Notes below)	(Unaudited)	(Unaudited)	(Unaudited)	(Unaudited)	(Unaudited)	(Audited)
1 Income From Operations						
(a) Net Sales / Income from Operations (Net of Excise Duty)	11.70	20.04	9.74	31.74	19.56	101.23
(b) Other Operating Income	0.00	0.00	0.00	0.00	0.00	0.00
Total Income from Operations	11.70	20.04	9.74	31.74	19.56	101.23
2 Expenses						
(a) Cost of Material Consumed	0.00	0.00	0.00	0.00	0.00	0.00
(b) Purchase of Stock in Trade	10.35	7.00	8.04	17.35	14.37	40.98
(c) Change in Inventories of Finished Goods, work-in-progress and stock in trade	(10.35)	(0.07)	(8.04)	(10.42)	(14.37)	(23.01)
(d) Employee Benefit Expense	6.19	6.24	6.08	12.43	12.32	24.85
(e) Depreciation and amortisation expense	3.07	3.06	1.85	6.13	3.71	9.82
(f) Other Expenses						
Other Expenses	5.21	3.22	3.17	8.42	5.17	13.77
Total Expenses	14.47	19.44	11.11	33.91	21.20	66.41
3 Profit / Loss from operations before other income, finance costs and exceptional items (1-2)	(2.77)	0.59	(1.37)	(2.18)	(1.64)	34.82
4 Other income	1.86	1.15	1.42	3.01	1.75	5.46
5 Profit / Loss from ordinary activities before finance costs and exceptional items (3 +/- 4)	(0.91)	1.74	0.05	0.83	0.11	40.28
6 Finance Costs	0.63	0.72	0.34	1.35	0.61	2.02
7 Profit / Loss from ordinary activities after finance costs but before exceptional items (5 +/- 6)	(1.55)	1.03	(0.29)	(0.52)	(0.50)	38.26
8 Exceptional Items	0.00	0.00	0.00	0.00	0.00	0.00
9 Profit / Loss from ordinary activities before tax (7 +/- 8)	(1.55)	1.03	(0.29)	(0.52)	(0.50)	38.26
10 Tax Expense	(0.38)	0.38	(0.02)	0.00	0.00	9.28
11 Net Profit / (Loss) from ordinary activities after tax (9 +/- 10)	(1.17)	0.64	(0.27)	(0.52)	(0.50)	28.98
12 Extraordinary Items (net of tax)	0.00	0.00	0.00	0.00	0.00	0.00
13 Net Profit / (Loss) for the period (11 +/- 12)	(1.17)	0.64	(0.27)	(0.52)	(0.50)	28.98
14 Paid up Equity Share Capital	380.00	380.00	380.00	380.00	380.00	380.00
15 Reserve excluding Revaluation Reserves as per balance sheet of previous accounting year	NA	NA	NA	NA	NA	558.91
16i Earning Per Share (before extraordinary items) (of Rs. 10/- each) (not annualised) :						
(a) Basic	(0.03)	0.02	(0.01)	(0.01)	(0.01)	0.76
(b) Diluted	(0.03)	0.02	(0.01)	(0.01)	(0.01)	0.76
16ii Earning Per Share (after extraordinary items) (of Rs. 10/- each) (not annualised) :						
(a) Basic	(0.03)	0.02	(0.01)	(0.01)	(0.01)	0.76
(b) Diluted	(0.03)	0.02	(0.01)	(0.01)	(0.01)	0.76

1. The above Results have been approved by the Audit Committee and taken on record by the Board of Directors at its meeting held on 12th November 2021.

2. Figures have been regrouped & rearranged wherever necessary.

3. There were no complaints from investors outstanding at the beginning of the quarter or received during the quarter ended 30.09.2021.

For and on behalf of
Anna Infrastructures Limited


(ANIL KUMAR AGARWAL)
Whole Time Director

Place: Agra

Date : 12th November 2021

ANNA INFRASTRUCTURES LIMITED

Regd. Office: SHOP NO. 1 & 3, E-14/6, FIRST FLOOR, SHANTA TOWER, SANJAY PLACE, AGRA - 282002.

UNAUDITED FINANCIAL RESULTS FOR THE QUARTER ENDED 30TH SEPTEMBER, 2021

Rs in Lacs

Particulars	3 months ended (30/09/2021)	Previous 3 months ended (30/06/2021)	Corresponding 3 months ended in the previous year (30/09/2020)	Year to Date of Current Accounting Period ended (30/09/2021)	Year to Date of Previous Accounting Period ended (30/09/2020)	Previous accounting year ended (31/03/2021)
	(Unaudited)	(Unaudited)	(Unaudited)	(Unaudited)	(Unaudited)	(Audited)
1 Segment Revenue (net sale / income from each segment should be disclosed under this head)						
(a) Real Estate Division	1.40	9.87	0.00	11.27	0.00	62.93
(b) Financing	10.30	10.17	9.74	20.47	19.56	38.30
(c) Unallocable	0.00	0.00	0.00	0.00	0.00	0.00
Total	11.70	20.04	9.74	31.74	19.56	101.23
Less : inter Segment Revenue	0.00	0.00	0.00	0.00	0.00	0.00
Net Sales / income from Operations	11.70	20.04	9.74	31.74	19.56	101.23
2 Segment Results (Profit) (+) / Loss (-) before tax and interest from each segment) #						
(a) Real Estate Division	(2.65)	(1.28)	(3.98)	(3.93)	(7.54)	28.83
(b) Financing	6.25	5.95	5.77	12.19	12.02	22.17
(c) Unallocated	0.00	0.00	0.00	0.00	0.00	0.00
Total	3.60	4.66	1.79	8.26	4.48	51.00
Less :						
i) Interest	0.63	0.72	0.34	1.35	0.61	2.02
ii) other unallocable expenditure net off	6.37	4.07	3.36	10.44	6.11	16.18
iii) Un-allocable income	(3.86)	(3.15)	(1.42)	(3.01)	(1.75)	(5.46)
Total Profit Before Tax	(3.55)	1.03	(0.29)	(0.52)	(0.50)	38.26
2 Capital Employed (Segment Assets - Segment Liabilities)						
(a) Real Estate Division	413.18	400.72	413.18	413.18	413.18	416.71
(b) Financing	525.21	538.83	496.25	525.21	496.25	522.20
(c) Unallocable	0.00	0.00	0.00	0.00	0.00	0.00
Total	938.39	939.56	909.43	938.39	909.43	938.91

1. The above Results have been approved by the Audit Committee and taken on record by the Board of Directors at its meeting held on 12th November 2021.

2. Figures have been regrouped & rearranged wherever necessary.

3. There were no complaints from investors outstanding at the beginning of the quarter or received during the quarter ended 30.09.2021.

For and on behalf of
Anna Infrastructures Limited


(ANIL KUMAR AGARWAL)

Whole Time Director

Place : Agra

Date : 12th November 2021

ANNA INFRASTRUCTURES LIMITED

Regd. Office: SHOP NO. 1 & 3, E-14/6, FIRST FLOOR, SHANTA TOWER, SANJAY PLACE, AGRA - 282002.

Statement of Assets and Liabilities

(Rs. In Lacs)

Particulars	30.09.2021 Unaudited	30.09.2020 Unaudited	31.03.2021 Audited
ASSETS			
Non-Current Assets			
Property plant and equipment	62.94	71.09	68.67
Capital work-in-progress	NIL	NIL	NIL
Intangible Assets	NIL	NIL	NIL
Financial assets			
Investments	0.35	0.35	0.35
Loans	NIL	NIL	NIL
Other financial assets	NIL	NIL	NIL
Other non-current assets	NIL	NIL	NIL
Current tax assets (net)	10.74	2.53	10.74
Current Assets			
Inventories	423.93	404.87	413.51
Financial assets			
Trade Receivables	NIL	NIL	NIL
Cash & Cash Equivalents	5.60	8.72	9.15
Other Bank Balances	3.00	29.00	32.50
Loans	463.60	415.97	461.10
Other financial assets	2.42	5.95	2.84
Other Current assets	28.31	23.01	6.48
	1,000.89	961.49	1,005.34
EQUITY AND LIABILITIES			
Equity			
Equity share Capital	380.00	380.00	380.00
Other Equity	558.39	529.43	558.91
Liabilities			
Non-Current Liabilities			
Financial Liabilities			
Borrowings	28.26	39.38	34.33
Provision	NIL	NIL	NIL
Deferred Tax Liabilities (net)	(2.00)	(2.49)	(2.00)
Current Liabilities			
Financial Liabilities			
Borrowings	NIL	NIL	NIL
Trade Payables			
(i) Total Outstanding Dues of Micro Enterprises and Small Enterprises	NIL	NIL	NIL
(ii) Total Outstanding Dues of Creditors other than micro Enterprises and Small Enterprises	0.40	0.42	0.39
Other Financial Liabilities	NIL	NIL	NIL
Provisions	0.21	0.34	0.22
Other Current Liabilities	26.84	14.41	21.70
Current Tax Liabilities (net)	8.79	NIL	8.79
	1,000.89	961.49	1,002.34

1. The above Results have been approved by the Audit Committee and taken on record by the Board of Directors at its meeting held on 12th November 2021.

2. Figures have been regrouped & rearranged wherever necessary.

3. There were no complaints from investors outstanding at the beginning of the quarter or received during the quarter ended 30.09.2021.

For and on behalf of
Anna Infrastructures Limited


(ANIL KUMAR AGARWAL)
Whole Time Director

Place : Agra


Date : 12th November 2021

ANNA INFRASTRUCTURES LIMITED**CASH FLOW STATEMENT FOR THE HALF YEAR ENDED 30.09.2021**

PARTICULARS	Year ended 30 September 2021	Year ended 31 March 2021
<i>Cash flow from Operating activities</i>		
Net Profit after Tax	(52,203.00)	2,898,098.00
Adjustments for :		
Depreciation & Amortisation	612,957.00	961,503.00
Provision for Current Tax	NIL	879,279.00
Provision for Tax for Previous Year	NIL	(70,727.00)
Loss / (Profit) on sale of Fixes Assets / Investments, Written off Net	(920.00)	(132,832.00)
Interests Costs	135,181.00	202,422.00
Interest, Rent & Dividend Incomes	300,636.00	545,756.00
Deffered Taxes	NIL	48,360.00
Operating cash flow before changes in working capital	995,651.00	5,351,859.00
Changes in Working Capital		
(Increase) / decrease in Current Assets	(3,433,323.00)	(4,302,629.00)
Increase / (decrease) in Current Liabilities & Provisions	214,535.00	842,761.00
Net changes in Working Capital	(3,218,788.00)	(3,459,868.00)
Income Taxes Paid	NIL	(879,279.00)
Net Cash generated / (used in) from Operating Activities (A)	(2,223,137.00)	1,012,712.00
<i>Cash flow from Investing activities</i>		
Interest & Dividend Incomes received	(300,636.00)	(545,756.00)
Investments Made in Mutual Funds	NIL	NIL
Capital Expenditure	(39,500.00)	(4,134,151.00)
Sale of Fixed Assets / Investments	920.00	200,000.00
Net Cash generated from Investing Activities (B)	(339,216.00)	(4,479,907.00)
<i>Cash flow from Financing activities</i>		
Fresh Secured Loan Taken	0.00	3,000,000.00
Repayment of Secured Loans	(607,086.00)	(634,593.00)
Interest Paid	(135,181.00)	(202,422.00)
Net Cash used in Financing Activities (C)	(742,267.00)	2,162,985.00
Net Increase in Cash and Bank Balances (A+B+C)	(3,304,620.00)	(1,304,210.00)
Cash and Bank balances at the beginning of the year	4,164,435.00	5,468,645.00
Cash and Bank balances at the end of the year	859,815.00	4,164,435.00

Place : Agra

Date : 12th November 2021

For and on behalf of
Anna Infrastructures Limited
(ANIL KUMAR AGARWAL)
Whole Time Director



MANISH GOYAL & CO.
CHARTERED ACCOUNTANTS

F-6, FIRST FLOOR,
FRIENDS TRADE CENTRE,
66, NEHRU NAGAR,
AGRA-282002

To,
The Board of Directors
Anna Infrastructures Limited
Shop No. 1 & 3, E-14/6 First Floor,
Shanta Tower, Sanjay Place,
Agra-282002

LIMITED REVIEW REPORT

We have reviewed the accompanying statement of unaudited financial results of ANNA INFRASTRUCTURES LIMITED (the Company) for the quarter ended 30th September, 2021 (the "Statement"), except for the disclosures regarding 'Public Shareholding' and 'Promoter and Promoter Group Shareholding' which have been traced from disclosures made by the management and have not been reviewed by us. This Statement is the responsibility of the Company's management and has been approved by the Board of Directors. Our responsibility is to issue a report on the Statement based on our review.

1. We conducted our review in accordance with the Standard on Review Engagements (SRE) 2410 to Review of Statements issued by the Institute of Chartered Accountants of India. This standard requires that we plan and perform the review to obtain moderate assurance as to whether the Statement is free of material misstatement. A review is limited primarily to inquiries of company personnel and analytical procedures applied to financial data and thus provide less assurance than an audit. We have not performed an audit and accordingly, we do not express an audit opinion.
2. Based on our review conducted as above, nothing has come to our attention that causes us to believe that the accompanying Statement of unaudited financial results prepared in accordance with recognition and measurement principles laid down in Accounting Standard and other recognized accounting practices and policies has not disclosed the information required to be disclosed in terms of Regulation 33 of SEBI (Listing Obligations and Disclosures Requirements) Regulations, 2015 including the manner in which it is to be disclosed, or that it contains any material misstatement.

Place: Agra

Date: November 12th, 2021

For Manish Goyal & Co.
(Chartered Accountants)
Firm Reg. No. 006066C


(CA Manish Goyal)
Partner

M. No. 074778

UDIN: 21074778AAAAFV7834

PHONE--: (0562) 4032000 , 2852560, 2524553
MOBILE--: 91-97600 20853; E-MAIL--:MANISHGOYALFCA@GMAIL.COM
AGRA |LUCKNOW| NOIDA |MORADABAD